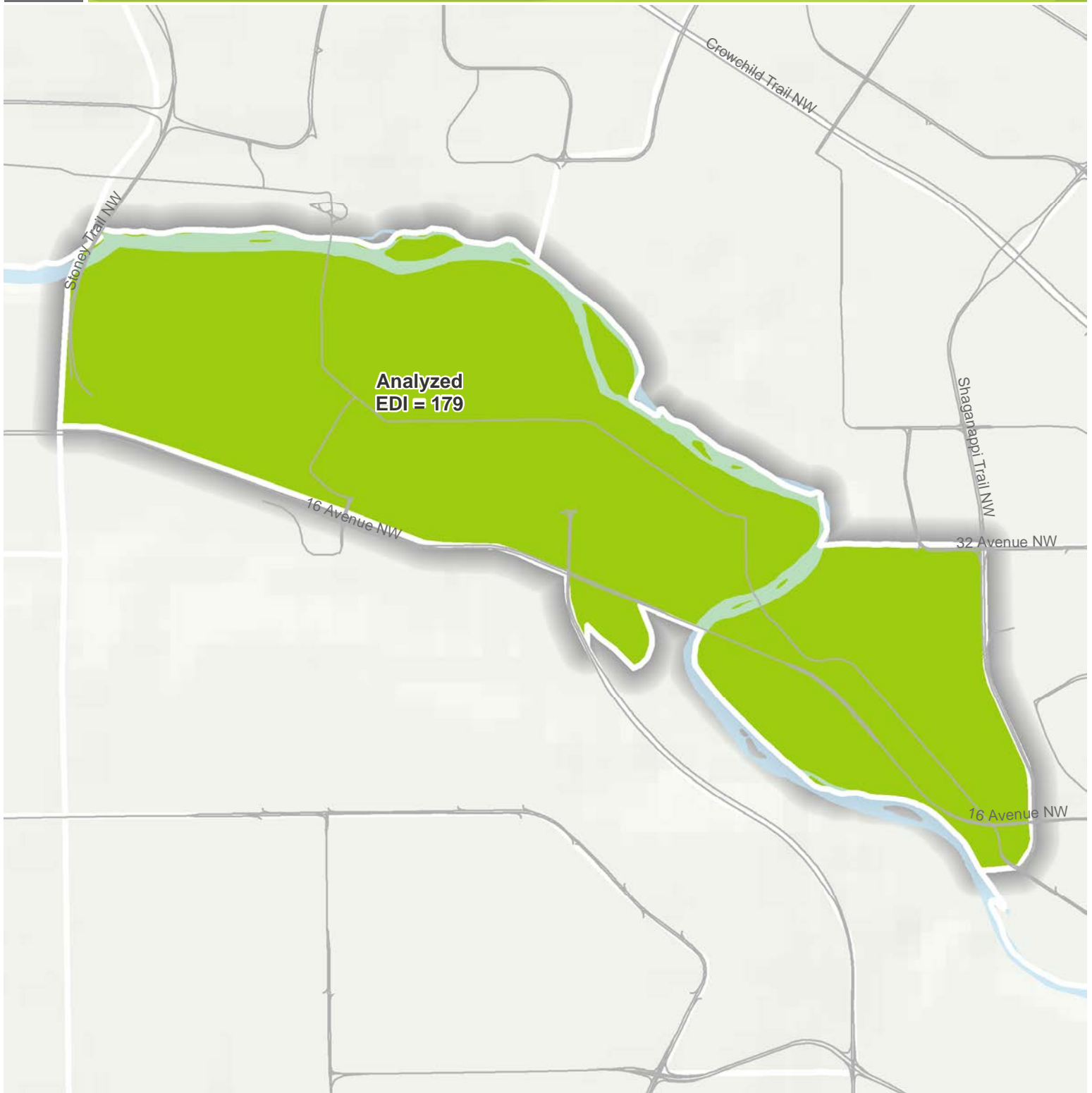


June 2014 (Updated)

# Calgary Bowness Montgomery



# Calgary Bowness Montgomery Community Overview



Where subcommunities exist, letters (A, B, C, etc.) identify subcommunities; numbers show the number of EDIs analyzed for each subcommunity.



*Please note: Percentages tend to be more representative when they are based on larger numbers.*




**Legend**  
**# of analyzed EDI**

|  |           |
|--|-----------|
|  | 0 - 66    |
|  | 67 - 121  |
|  | 122 - 203 |
|  | 204 - 350 |
|  | 351 - 900 |

### EDI Summary:

Number of EDIs available: 243  
 Number of EDIs used in analysis: 179  
 % of special needs: 2.5%

### Age at EDI completion and gender

| Gender                                                                                 | Age Groups           |                                |                                 |                       | Total<br>N (%) |
|----------------------------------------------------------------------------------------|----------------------|--------------------------------|---------------------------------|-----------------------|----------------|
|                                                                                        | ≤ 5yrs 2mos<br>N (%) | 5yrs 3mos - 5yrs 6mos<br>N (%) | 5yrs 7mos - 5yrs 10mos<br>N (%) | > 5yrs 11mos<br>N (%) |                |
|  F    | 12 (6.7%)            | 26 (14.5%)                     | 24 (13.4%)                      | 15 (8.4%)             | 77 (43.0%)     |
|  M    | 11 (6.1%)            | 30 (16.8%)                     | 34 (19.0%)                      | 27 (15.1%)            | 102 (57.0%)    |
|  F M | 23 (12.8%)           | 56 (31.3%)                     | 58 (32.4%)                      | 42 (23.5%)            | 179 (100%)     |

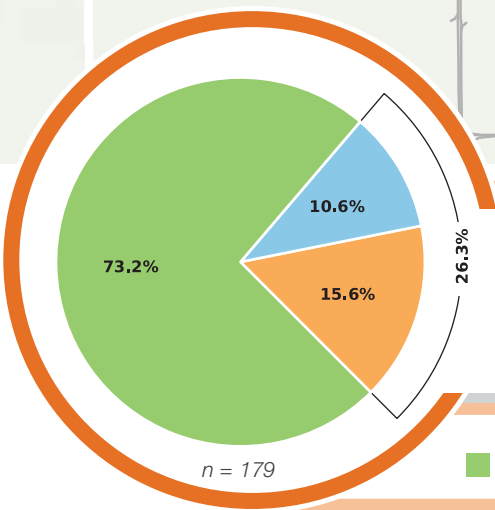
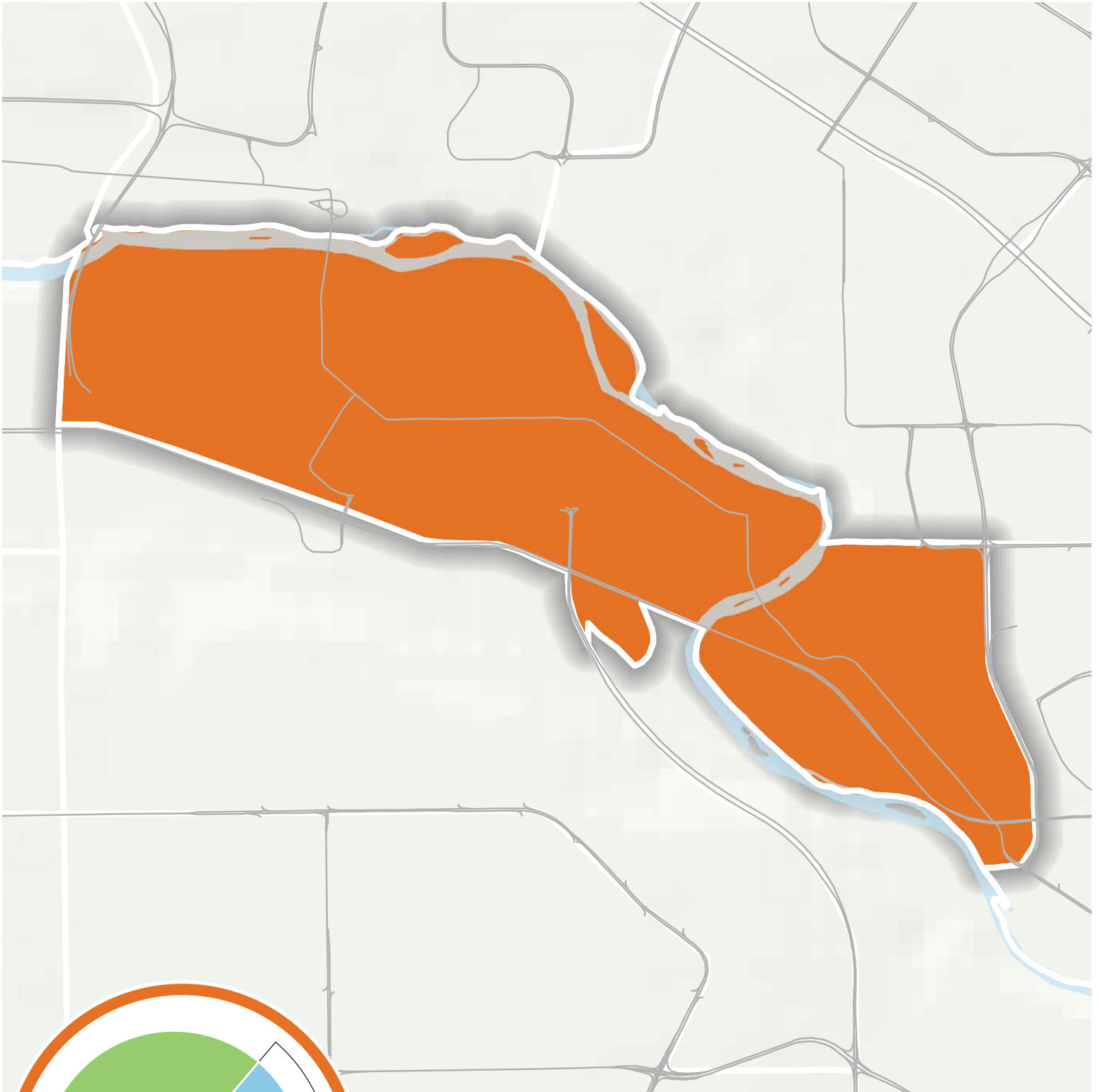
\* Please note: The total number of boys and girls in each category may not add up to an exact total because gender may not have been identified in all questionnaires.

### Calgary Bowness Montgomery (CgyBM) Demographics

|                                                        | CgyBM       | Alberta        |                                                                       | CgyBM | Alberta |
|--------------------------------------------------------|-------------|----------------|-----------------------------------------------------------------------|-------|---------|
| Population                                             | 15,259      | 3,273,778      | Unemployment rate                                                     | 5.6%  | 4.4%    |
| Children 0-4 years                                     | 745 (4.9%)  | 201,365 (6.2%) | Female labour force participation rate                                | 65.8% | 66.3%   |
| Median income in 2005 of population 15 years and older | \$23,762.10 | \$28,239.14    | Percentage of residents with first language other than English/French | 12.1% | 16.8%   |
|                                                        |             |                | Percentage of immigrants                                              | 14.9% | 15.0%   |

Based on Statistics Canada 2006 census data, which provides the most recent reliable provincewide data.

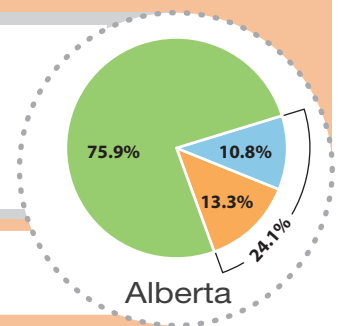
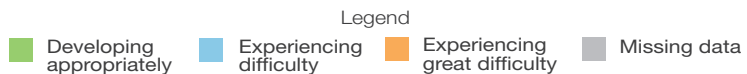
# Calgary Bowness Montgomery EDI - Physical Health and Well-being

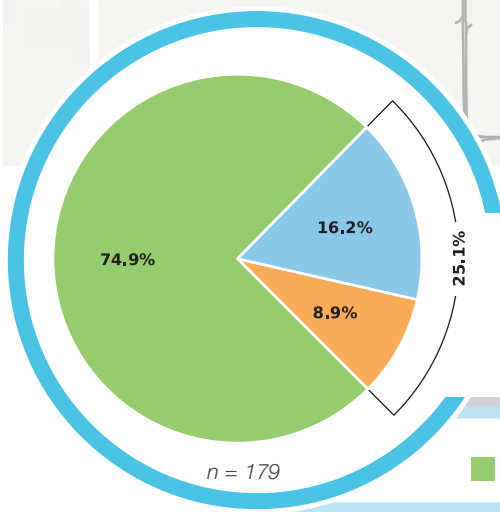
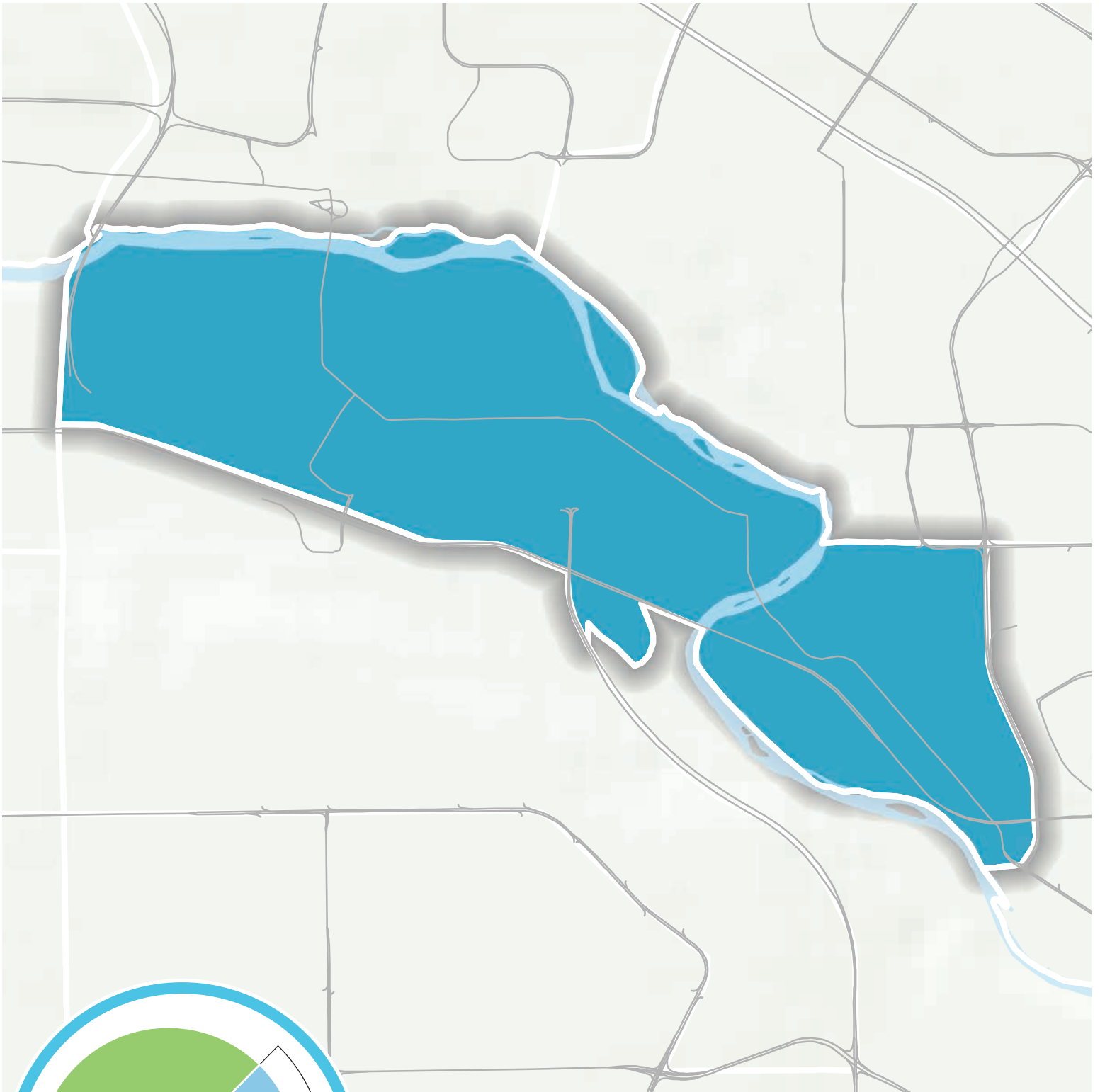


## Calgary Bowness Montgomery (CgyBM) Community

### Physical Health and Well-being

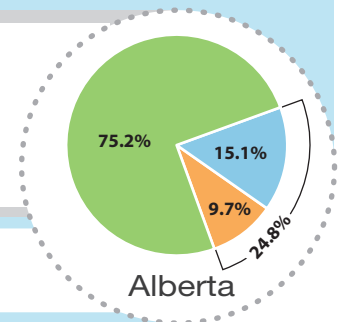
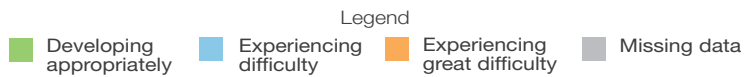
\* Please note: Missing data or rounding may mean that percentages don't always add up.



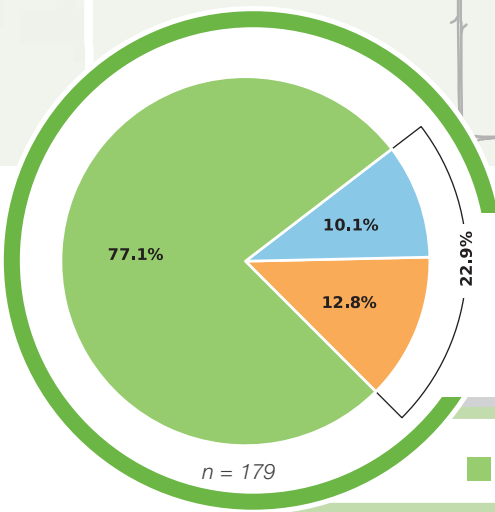
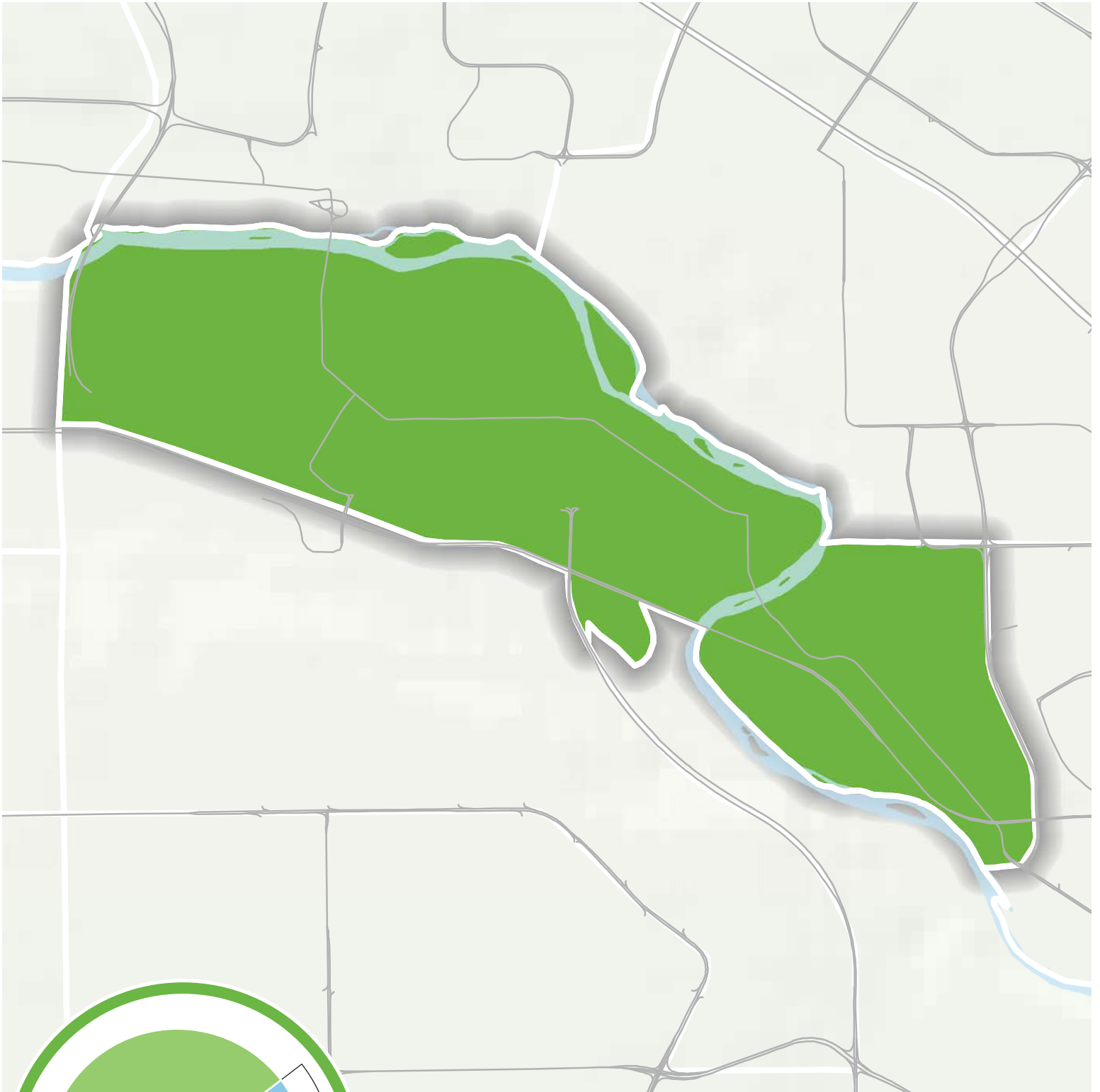


### Calgary Bowness Montgomery (CgyBM) Community Social Competence

\* Please note: Missing data or rounding may mean that percentages don't always add up.

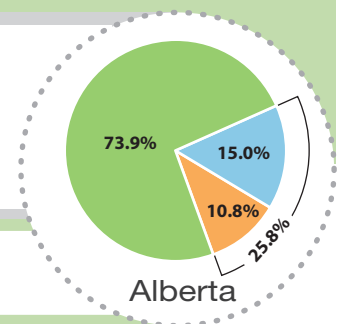
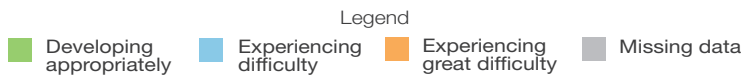


# Calgary Bowness Montgomery EDI - Emotional Maturity

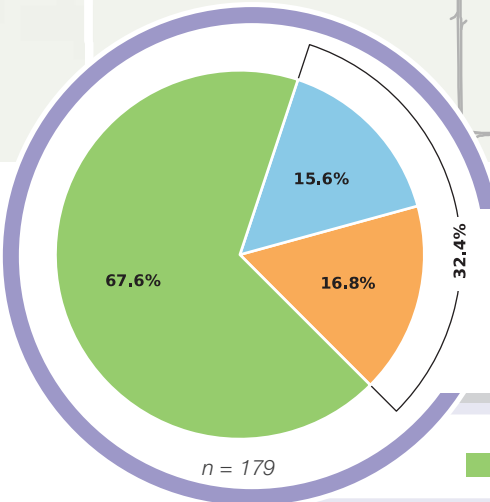
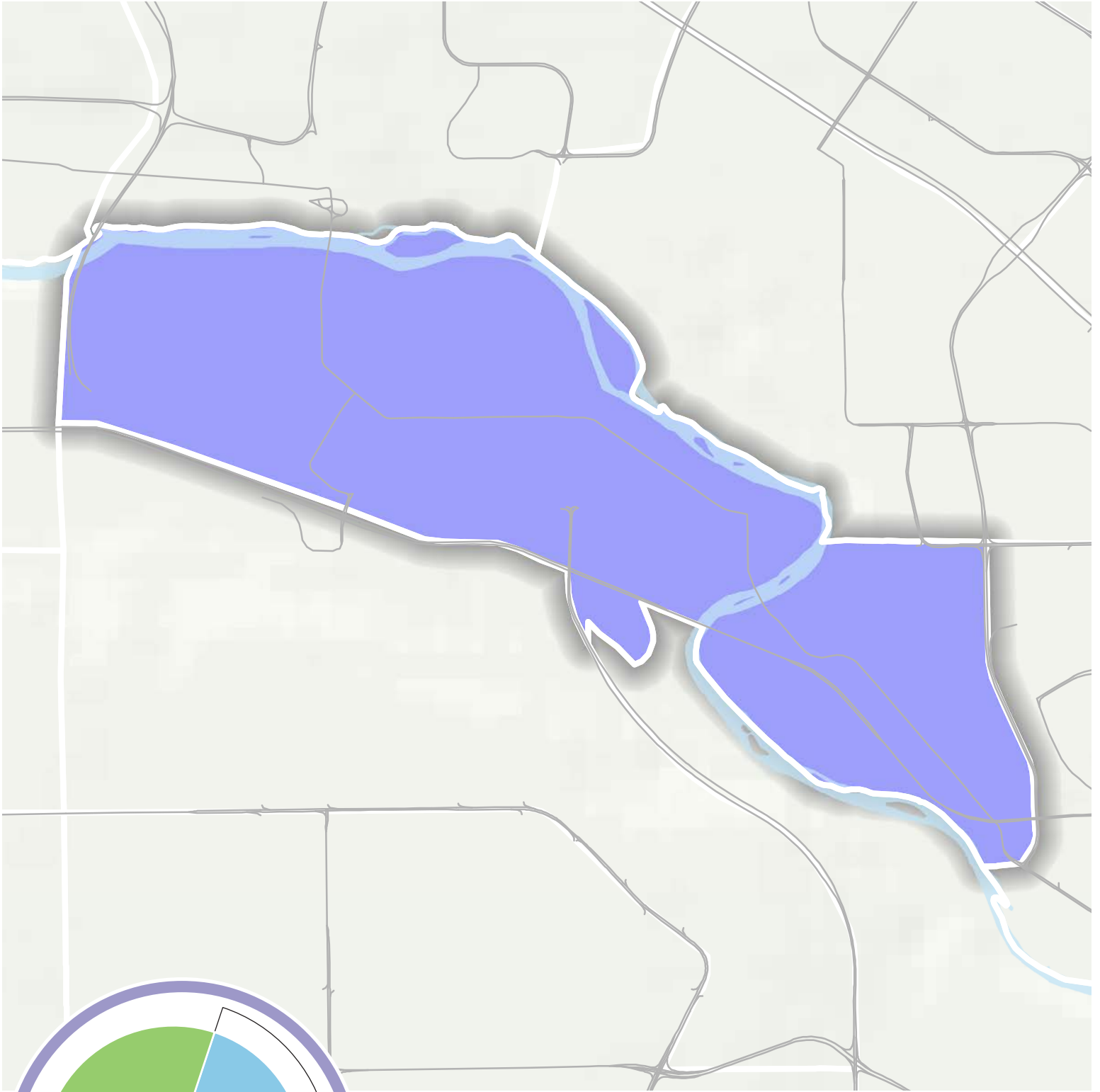


### Calgary Bowness Montgomery (CgyBM) Community Emotional Maturity

\* Please note: Missing data or rounding may mean that percentages don't always add up.



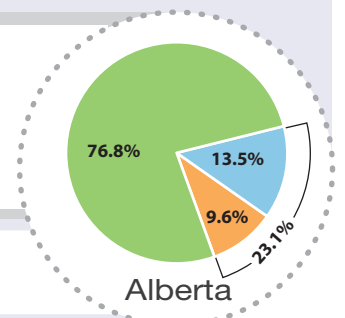
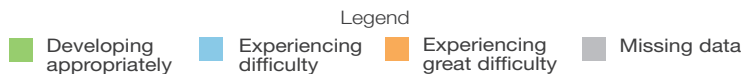




## Calgary Bowness Montgomery (CgyBM) Community

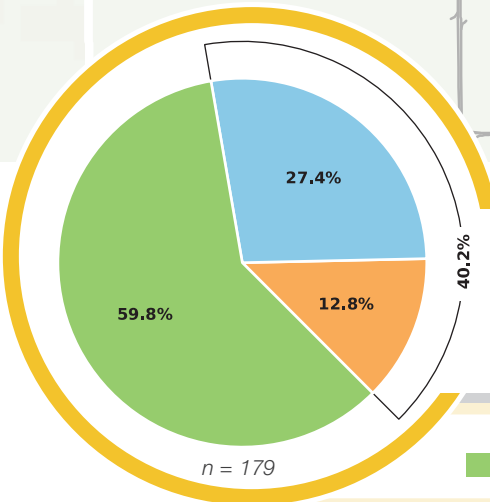
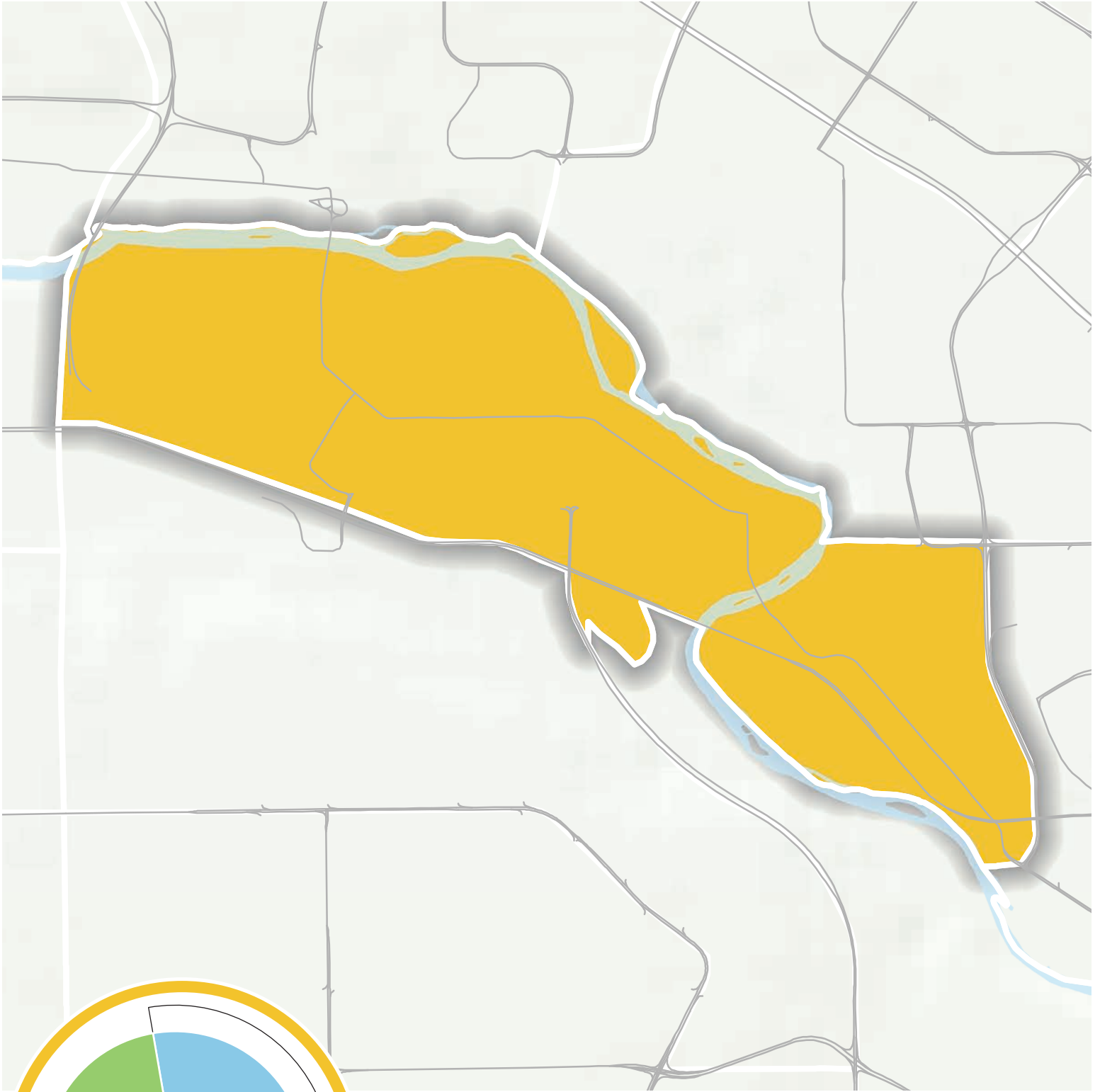
### Language and Thinking Skills

\* Please note: Missing data or rounding may mean that percentages don't always add up.



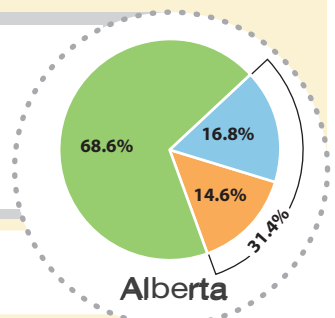
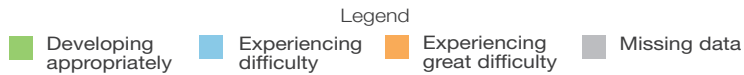
# Calgary Bowness Montgomery

## EDI - Communications and General Knowledge



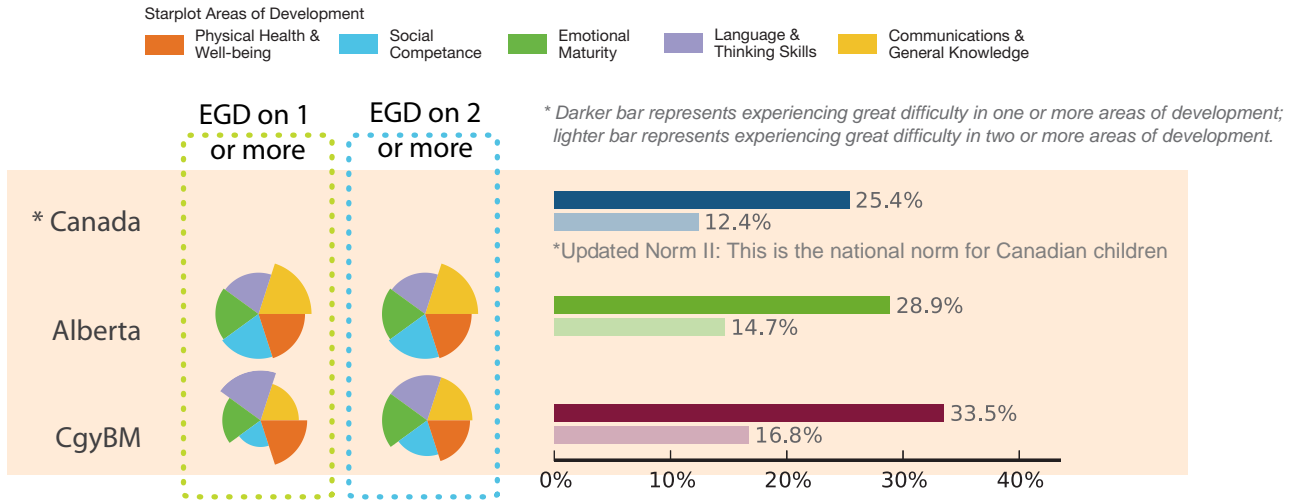
### Calgary Bowness Montgomery (CgyBM) Community

Communications and General Knowledge  
 \* Please note: Missing data or rounding may mean that percentages don't always add up.





## Experiencing great difficulty (EGD) in one or more and two or more areas of development

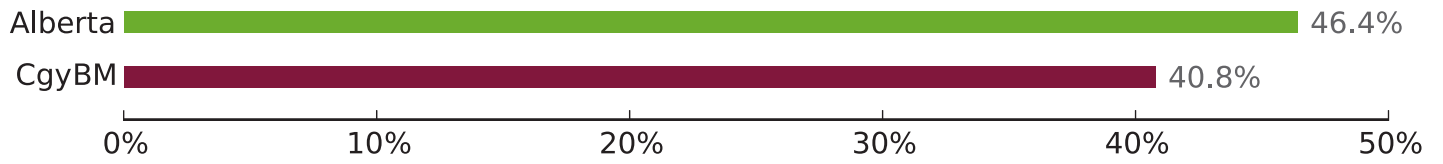


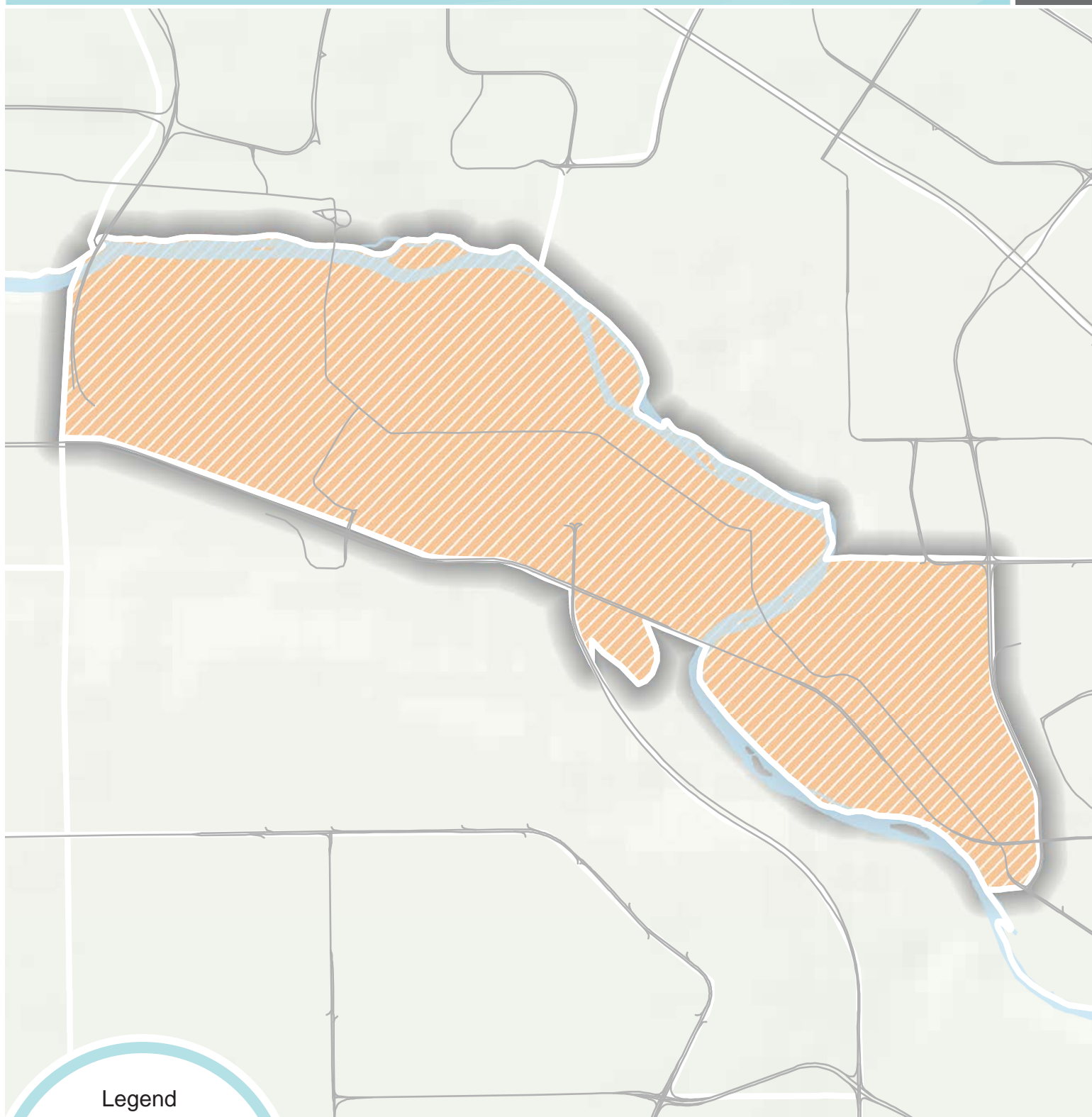
# Calgary Bowness Montgomery

## EDI - Developing Appropriately


Developing appropriately in all areas of development

*\* Please note: Canadian norm not available.*





### Legend



For more subcommunity level SEI detail, please see [Appendix E](#).  
For community level SEI detail, please see [Appendix F](#).

### Community resources summary

This is a list of the community resources accessed by the community both within and outside its boundary as identified by coalitions using an EMap template. Further research is being done on these resources.

| # of resources mapped | Resource type                                          |
|-----------------------|--------------------------------------------------------|
| 52                    | Other ECD parks; recreation; or community centre asset |
| 34                    | Playground                                             |
| 31                    | Park or trail                                          |
| 15                    | Schools                                                |
| 12                    | Other ECD asset                                        |
| 12                    | Spiritual centre                                       |
| 11                    | Food support                                           |
| 10                    | Playschool/Preschool                                   |
| 6                     | Community hall or community league facility            |
| 5                     | Licensed day care centre                               |
| 5                     | Other early learning and care asset                    |
| 5                     | Child- or family-serving agency or organization        |
| 3                     | Library                                                |
| 3                     | Child and Family Services Authority (CFSA)             |
| 3                     | Physician office only                                  |
| 2                     | Housing support                                        |
| 2                     | Other ECD health asset                                 |
| 2                     | Parent Link Centre                                     |
| 2                     | Cultural/ethnic group organization or facility         |
| 1                     | Addiction services centre                              |
| 1                     | Hospital                                               |
| 1                     | Low income/poverty family support                      |
| 1                     | Disability organizations                               |
| <b>219</b>            | <b>Total</b>                                           |

To see the community resource map for this community, please click [here](#). This map can also be found on the report USB stick. Please refer to the [README.pdf](#) file on the report USB stick for more information.